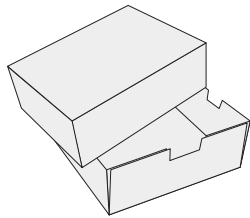




# Stemilt California Cherry Carton Specifications

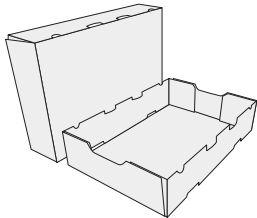
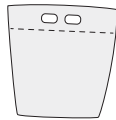


## Dark-Sweet Assortment



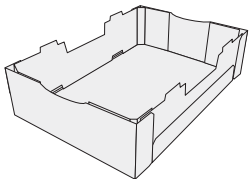
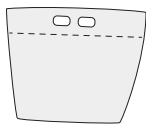
### 2 lb. Bags

- Eight 2 lb. random-weight bags in standard carton
- 16 lb. net weight (17.9 lb. gross weight)
- 96 per pallet (8ti x 12hi)
- Carton dimensions: 17<sup>1</sup>/<sub>8</sub>" x 13" x 5<sup>1</sup>/<sub>2</sub>" (L x W x H)
- PLU #4045
- Case cube = 0.71 ft<sup>3</sup>



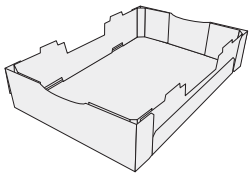
### 2 lb. Bags

- Twelve 2 lb. random-weight bags in euro carton
- 24 lb. net weight (26.7 lb. gross weight)
- 90 per pallet (5ti x 18hi)
- Carton dimensions: 23<sup>1</sup>/<sub>2</sub>" x 16" x 4<sup>1</sup>/<sub>2</sub>" (L x W x H)
- PLU #4045
- Case cube = 0.98 ft<sup>3</sup>



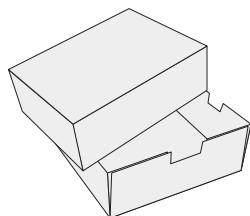

### 1 lb. Clamshell

- Sixteen 1lb. clamshells in euro carton
- 16 lb. net weight (18 lb. gross weight)
- 75 per pallet (5ti x 15hi)
- Carton dimensions: 23<sup>5</sup>/<sub>8</sub>" x 16" x 5<sup>1</sup>/<sub>2</sub>" (L x W x H)
- UPC: 7 41839 70001 2
- Case cube = 1.2 ft<sup>3</sup>



### 2 lb. Clamshell

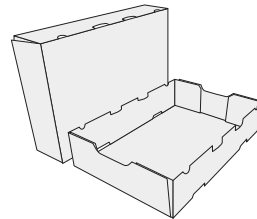
- Eight 2lb. clamshells in euro carton
- 16 lb. net weight (18 lb. gross weight)
- 95 per pallet (5ti x 19hi)
- Carton dimensions: 23<sup>5</sup>/<sub>8</sub>" x 16" x 4<sup>1</sup>/<sub>8</sub>" (L x W x H)
- UPC: 7 41839 70002 9
- Case cube = 0.9 ft<sup>3</sup>



### 18 lb. Bulk Carton

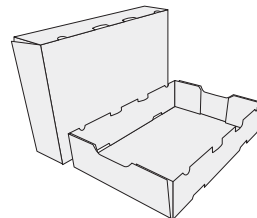
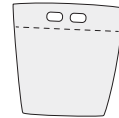
- 18 lb. bulk in standard carton (19.9 lb. gross weight)
- 96 per pallet (8ti x 12hi)
- Carton dimensions: 17<sup>1</sup>/<sub>8</sub>" x 13" x 5<sup>1</sup>/<sub>2</sub>" (L x W x H)
- PLU #4045
- Case cube = 0.71 ft<sup>3</sup>

## Rainier Assortment



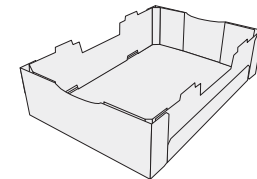
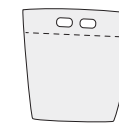
### 1.25 lb. Bags

- Twelve 1.25 lb. random-weight bags in euro carton
- 15 lb. net weight (17.2 lb. gross weight)
- 90 per pallet (5ti x 18hi)
- Dimensions: 23<sup>5</sup>/<sub>8</sub>" x 18<sup>13</sup>/<sub>16</sub>" x 3<sup>1</sup>/<sub>2</sub>" (L x W x H)
- PLU #4258
- Case cube = 0.88 ft<sup>3</sup>



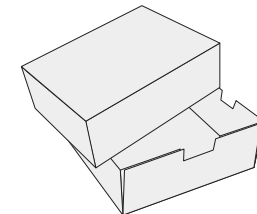
### 1 lb. Bags

- Fifteen 1 lb. random-weight bags in euro carton
- 15 lb. net weight (17.2 lb. gross weight)
- 90 per pallet (5ti x 18hi)
- Dimensions: 23<sup>5</sup>/<sub>8</sub>" x 18<sup>13</sup>/<sub>16</sub>" x 3<sup>1</sup>/<sub>2</sub>" (L x W x H)
- PLU #4258
- Case cube = 0.88 ft<sup>3</sup>



### 1 lb. Clamshell

- Sixteen 1lb. clamshells in euro carton
- 16 lb. net weight (18 lb. gross weight)
- 75 per pallet (5ti x 15hi)
- Carton dimensions: 23<sup>5</sup>/<sub>8</sub>" x 16" x 5<sup>1</sup>/<sub>2</sub>" (L x W x H)
- UPC: 7 41839 72001 0
- Case cube = 1.2 ft<sup>3</sup>



### 15 lb. Bulk Carton

- 15 lb. bulk in standard carton (17.2 lb. gross weight)
- 96 per pallet (8ti x 12hi)
- Carton dimensions: 17<sup>1</sup>/<sub>8</sub>" x 13" x 5<sup>1</sup>/<sub>2</sub>" (L x W x H)
- PLU #4258
- Case cube = 0.71 ft<sup>3</sup>